

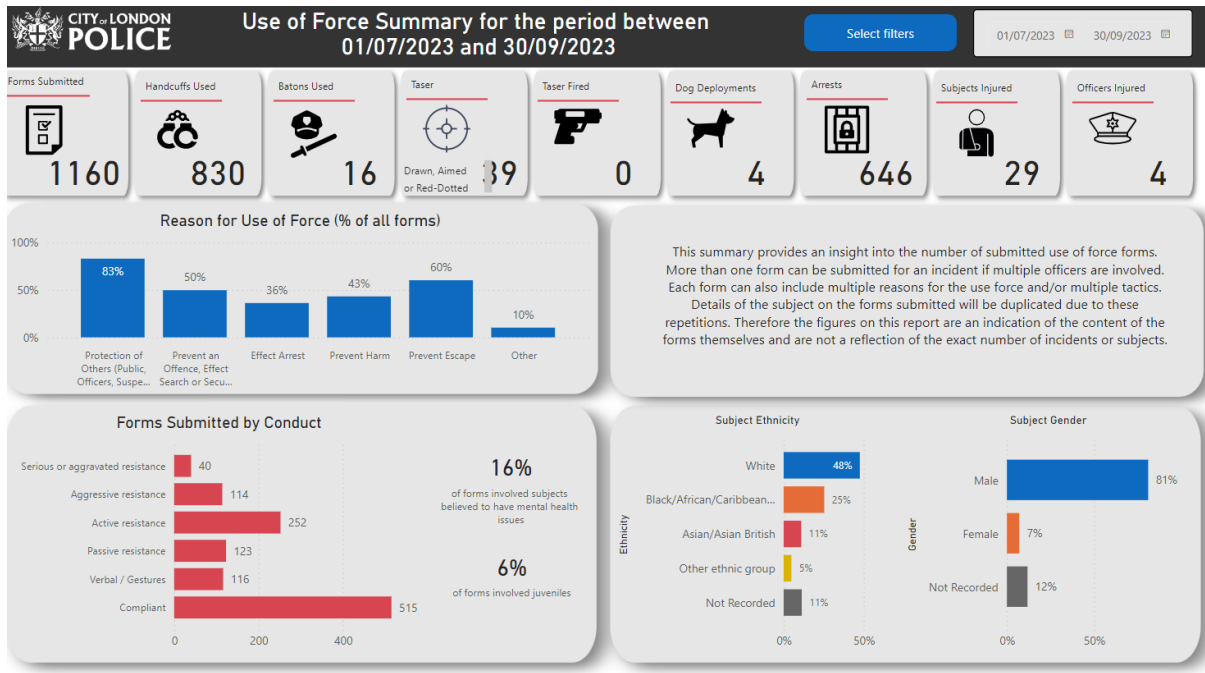


Use of Force Statistical Data

Reporting Period Q2 2023/24 (1st July 2023 – 30th September 2023)

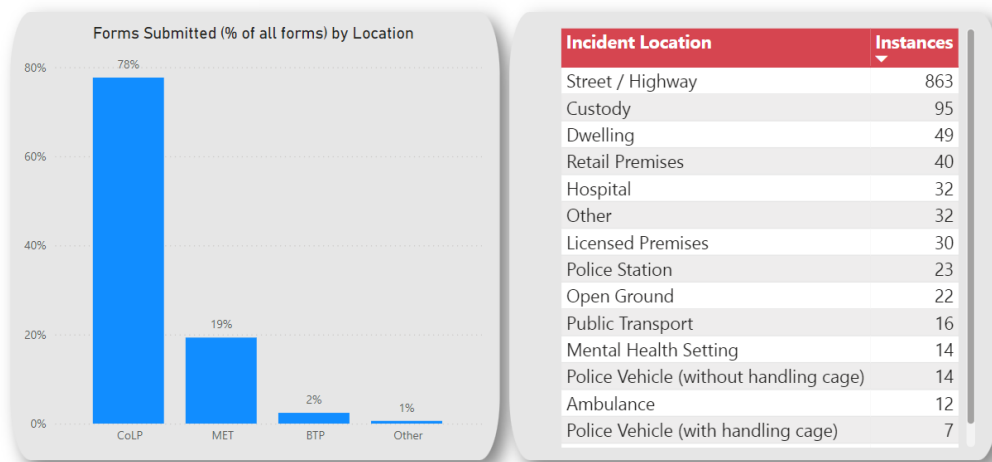
This report provides an insight into the number of submitted use of force (UoF) forms. Each officer involved in a UoF incident is required to submit a form detailing their involvement. Each form can also include multiple reasons for the use force and/or multiple tactics. Details of the subject on the forms submitted will be duplicated due to these repetitions. The following figures are therefore an indication of the content of the forms themselves and are not a reflection of the exact number of incidents or subjects UoF reporting within the City of London follows national guidelines requiring the reporting of the use of any of the following tactics; handcuffing, unarmed skills, use of police dogs, drawing or use of a baton, drawing or use of irritant spray, limb / body restraints, spit guards, shields, conductive energy device (C.E.D currently TASER), AEP (attenuating energy projectile), firearms and other improvised techniques. An additional tactic available in the City is the use of horses. When choosing the appropriate tactical option officers are required to use the minimum amount of force necessary to achieve their legitimate aim.

This is the main dashboard for the given reporting period and shows an increase from 1016 uses of force in the previous quarter, an increase of 14.17 % on the previous quarter. The number of arrests made has also increased from 618 giving an increase of 4.53%.



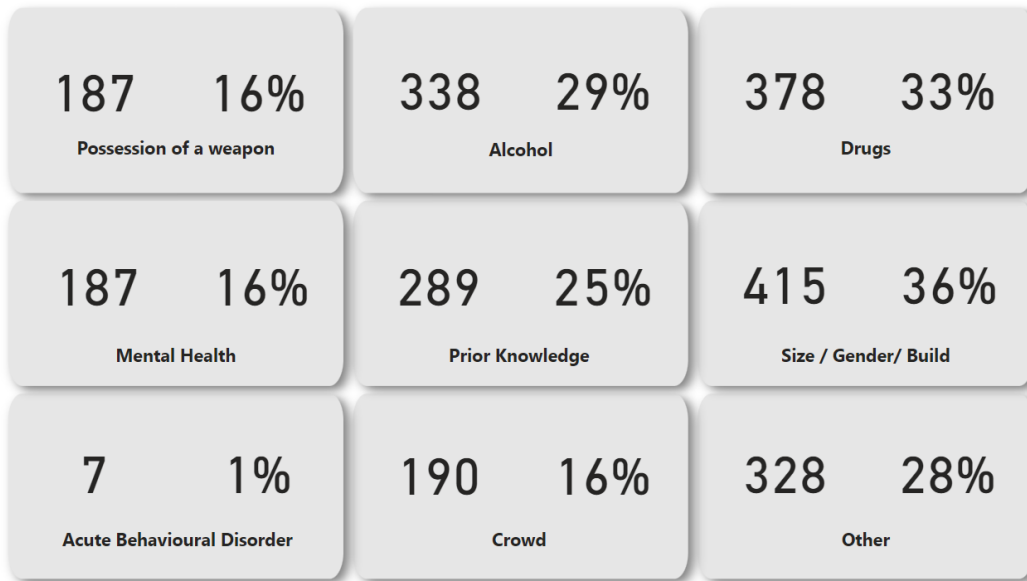
Location

This highlights the areas associated with Use of Force forms around the City and other forces. Each form can list multiple location types. As usual the locality where most use of force takes place is the street/highway



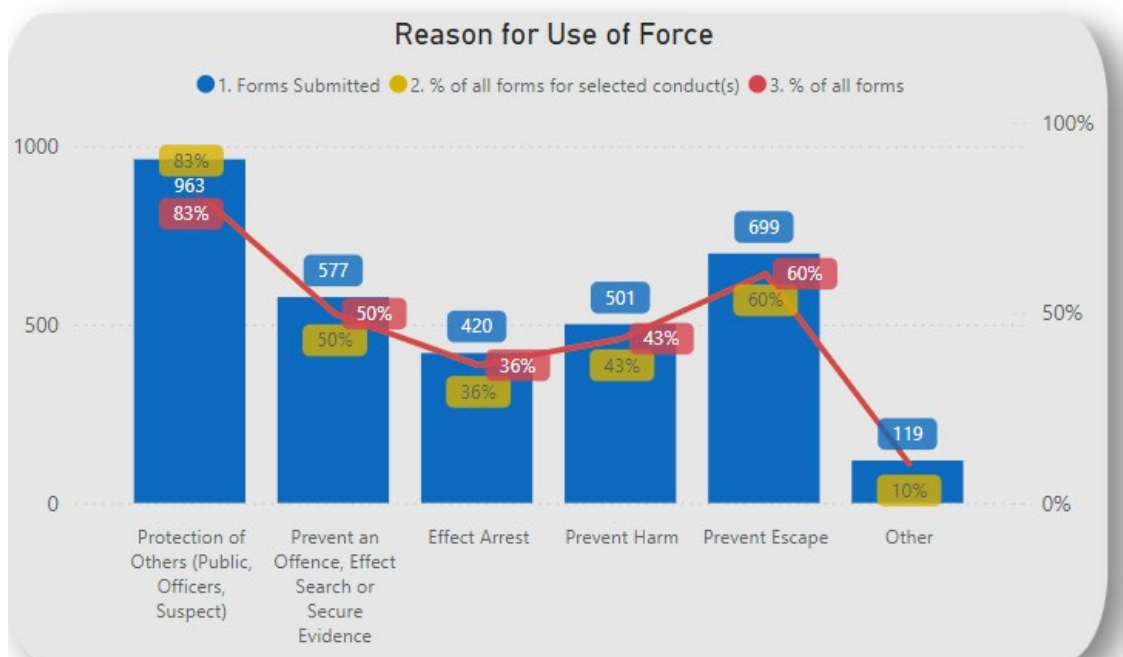
Impact Factors

Like location types, multiple impact factors can be recorded on each form – a subject could for example be under the influence of alcohol, of a large size/build and amongst a crowd of others. The most common impact factor for use of force this quarter was Size / Gender / Build which was recorded on 36% of all forms, this has increased by 1 percentage point from last quarter.



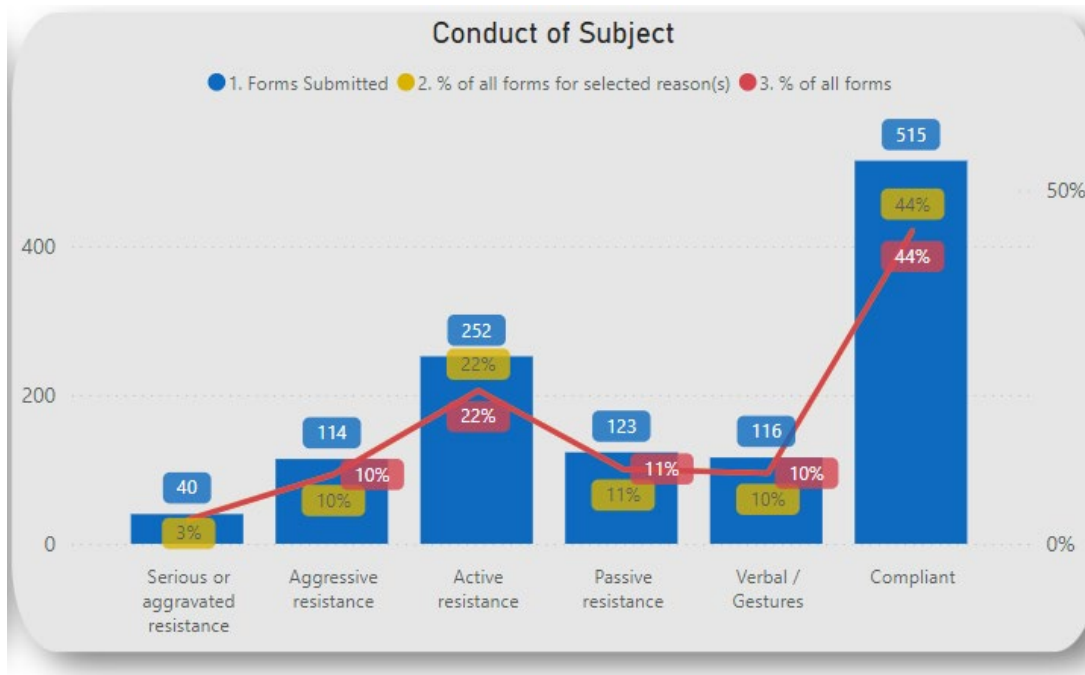
Reason for use of force

As with other factors there can be multiple reasons given for use of force so figures will not add up to 100%. The primary reason given for UoF is the protection of others, 83% of forms, this may be the public, other officers, or the subject themselves. This has remained consistent with previous quarters. All reasons remain broadly consistent in percentage terms with previous periods.



Conduct of subject

Subjects were mostly compliant with the use of force- levels of the various types of compliance remain like those reported in previous quarters.



Officer Details

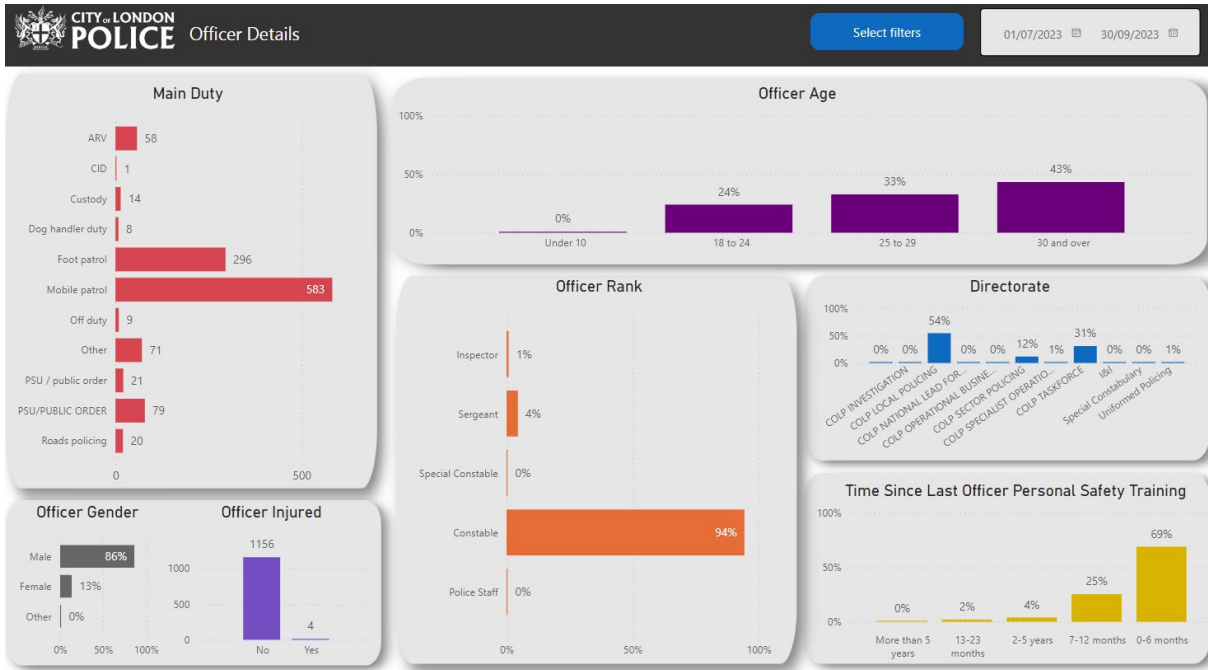
Directorate: Local policing represents 54% of all use of force, followed by Taskforce at 31%. (Taskforce is made up from Tactical firearms group, Support Group, Roads policing unit, dogs and mounted branch)

Rank: Constables (including PC, DC) account for 94% of use of force, Sergeants account for 4% and 1% of forms are submitted by inspector rank or higher.

Gender: Most officers using force are male (86%) compared to female (13%).

Age: Officers ages ranged from 18-60 years with the average age group being 30 or over

Training: Most officers carrying out use of force had received Personal Safety Training (PST) within the previous 12 months.



Tactics Used

Not Applicable / Order unknown is the most common first tactic used 66% of the time as the first tactic. Unarmed skills (including pressure points, strikes, restraints and takedowns) is the 2nd most common first tactic used 18% of the time as the first tactic.

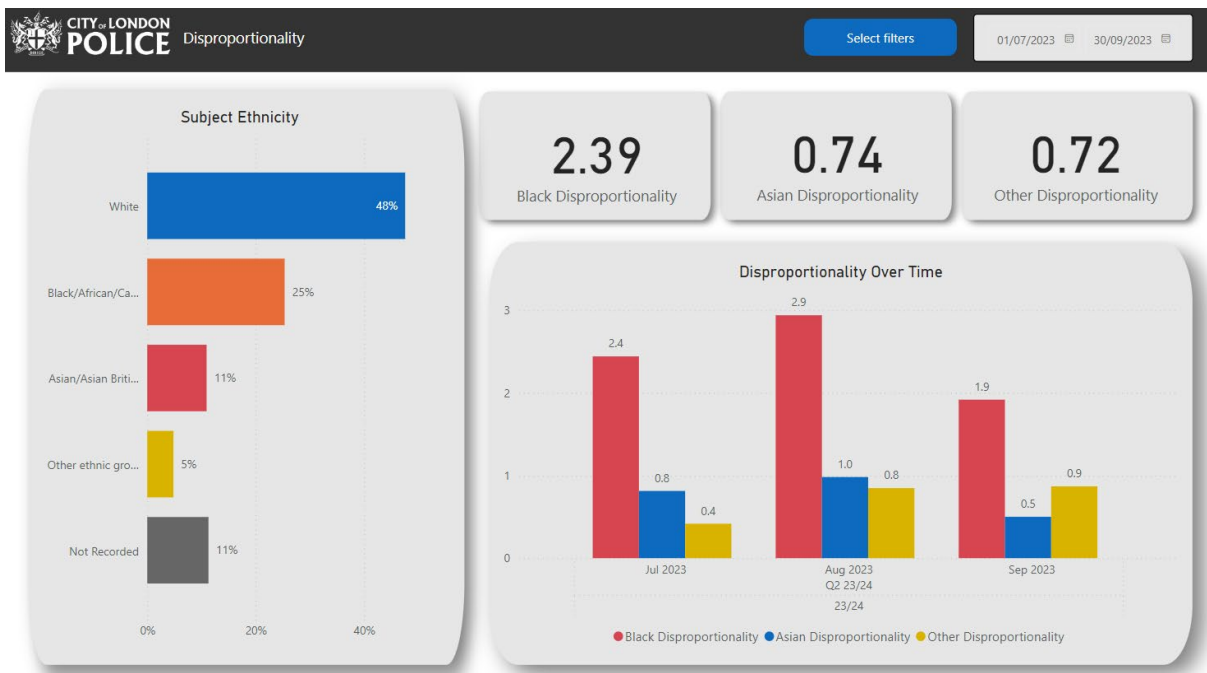
City of London Police Tactics Used (01/07/2023 - 30/09/2023)

Tactic Order	Tactical communications	Handcuffing (compliant and non-compliant)	Unarmed skills (including pressure points strikes restraints and takedowns)	Ground Restraint	Limb/Body restraints	Baton drawn	Baton used	Dog deployed	Dog biting	Irritant spray CS drawn	Irritant spray CS used	Irritant spray PAVA drawn	Irritant spray PAVA used	Spit guard	Shield	Taser	Firearms aimed	Firearms fired	AEP drawn	AEP used	Horse	Other / improvised	Not Applicable / Order Unknown
1st		1	206	26	4	1	3	2	5	3	34	3	112	760									
2nd		1	69	29	12	2	1	3	1	4	5	2	13	1018									
3rd			19	11	4			1		2			10	1113									
4th			4	4	4					1			2	1145									
5th			1										1	1158									
6th				1									1	1158									
7th														1160									
8th														1160									

Black disproportionality has seen a reduction from 2.73 to 2.39 giving a reduction of 12.45 %.

Asian disproportionality has remained the same at 074.

Other disproportionality has seen a slight increase from 0.70 to 0.72 giving an increase of 2.85%

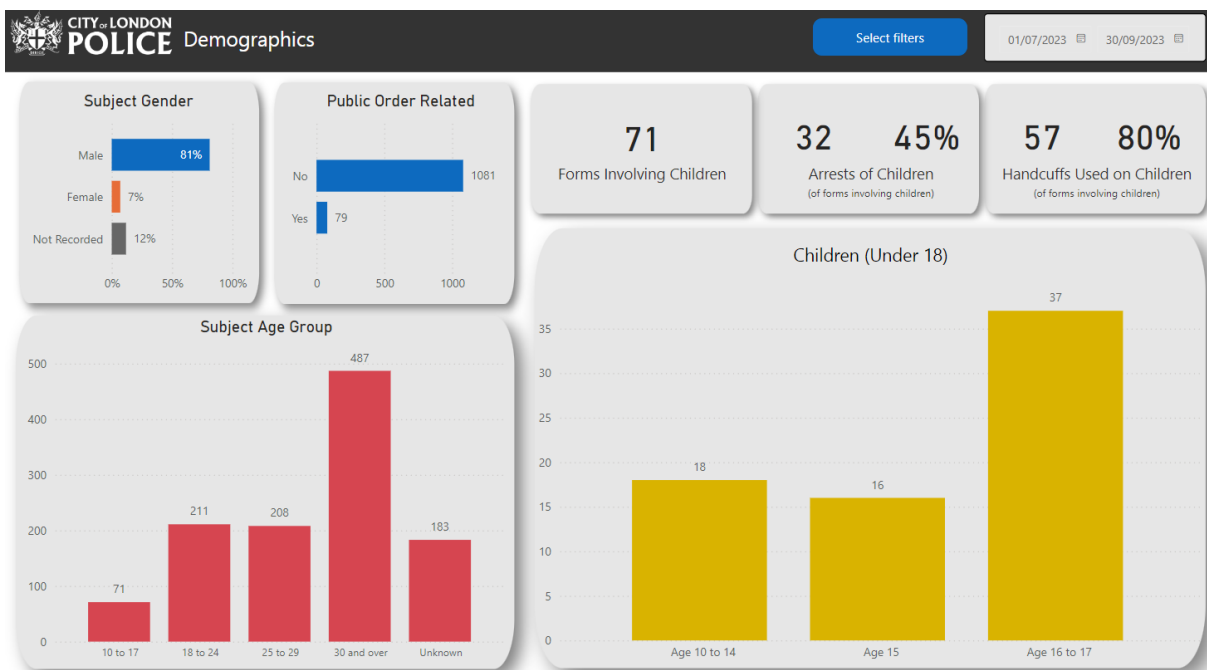


Demographics

The subjects gender has been recorded on 88% of forms. For the forms where gender has been recorded 81% are male and 7% are female.

There were 71 forms involving children (Under 18) of these 37 were aged 16 – 17, 16 were aged 15 and 18 were aged between 10 to 14.

79 forms were submitted for public order related where subject details were not known.



Outcomes

All tables are remaining consistent apart from the outcome of other – this has increased from 11% to 19%.

 CITY OF LONDON
POLICE Outcomes [Select filters](#) 01/07/2023 30/09/2023

