

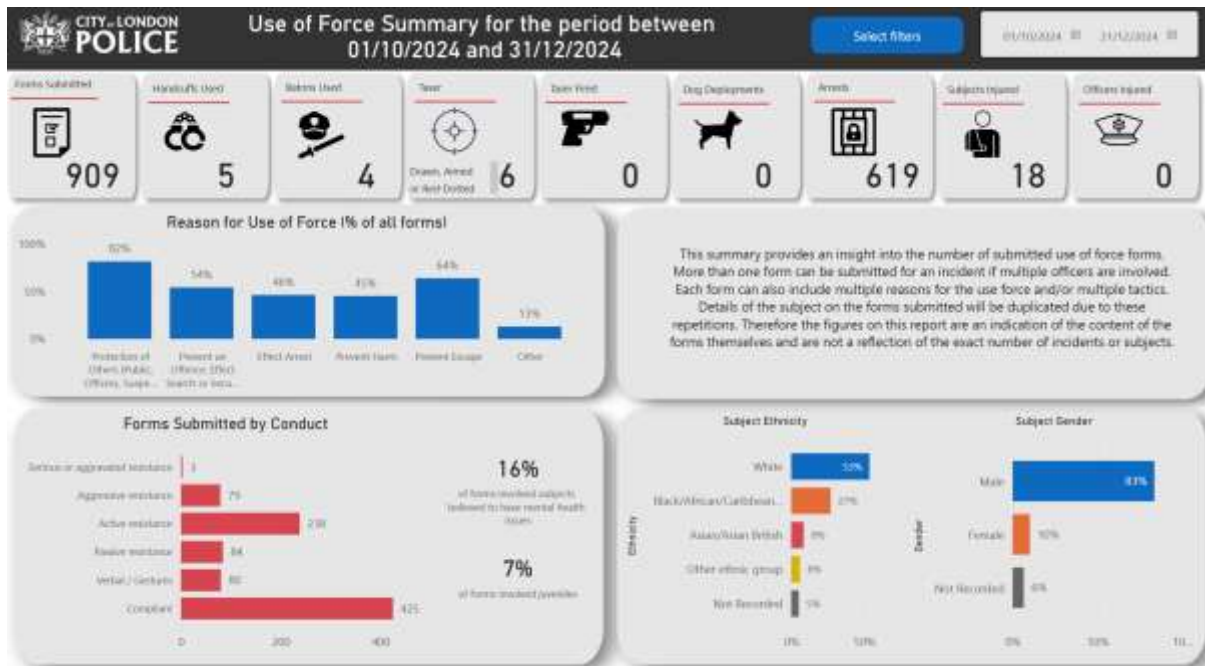
Use of Force Statistical Data

Reporting Period Q3 2024/25 (1st October – 31st December)

This report provides an insight into the number of submitted use of force (UoF) forms. Each officer involved in a UoF incident is required to submit a form detailing their involvement. Each form can also include multiple reasons for the use force and/or multiple tactics. Details of the subject on the forms submitted will be duplicated due to these repetitions. The following figures are therefore an indication of the content of the forms themselves and are not a reflection of the exact number of incidents or subjects UoF reporting within the City of London follows national guidelines requiring the reporting of the use of any of the following tactics; handcuffing, unarmed skills, use of police dogs, drawing or use of a baton, drawing or use of irritant spray, limb / body restraints, spit guards, shields, conductive energy device (C.E.D currently TASER), AEP (attenuating energy projectile), firearms and other improvised techniques. An additional tactic available in the City is the use of horses. When choosing the appropriate tactical option officers are required to use the minimum amount of force necessary to achieve their legitimate aim.

This is the main dashboard for the given reporting period and shows an increase from 848 uses of force in the previous quarter, an increase of 7.19% on the previous quarter. The number of arrests made has also increased from 526 giving an increase of 17.68%.

**** Please note the handcuffing figure should read 707 – This is a software issue that is being currently being investigated.****



Location

This highlights the areas associated with Use of Force forms around the City and other forces. Each form can list multiple location types. As usual the locality where most use of force takes place is the street/highway



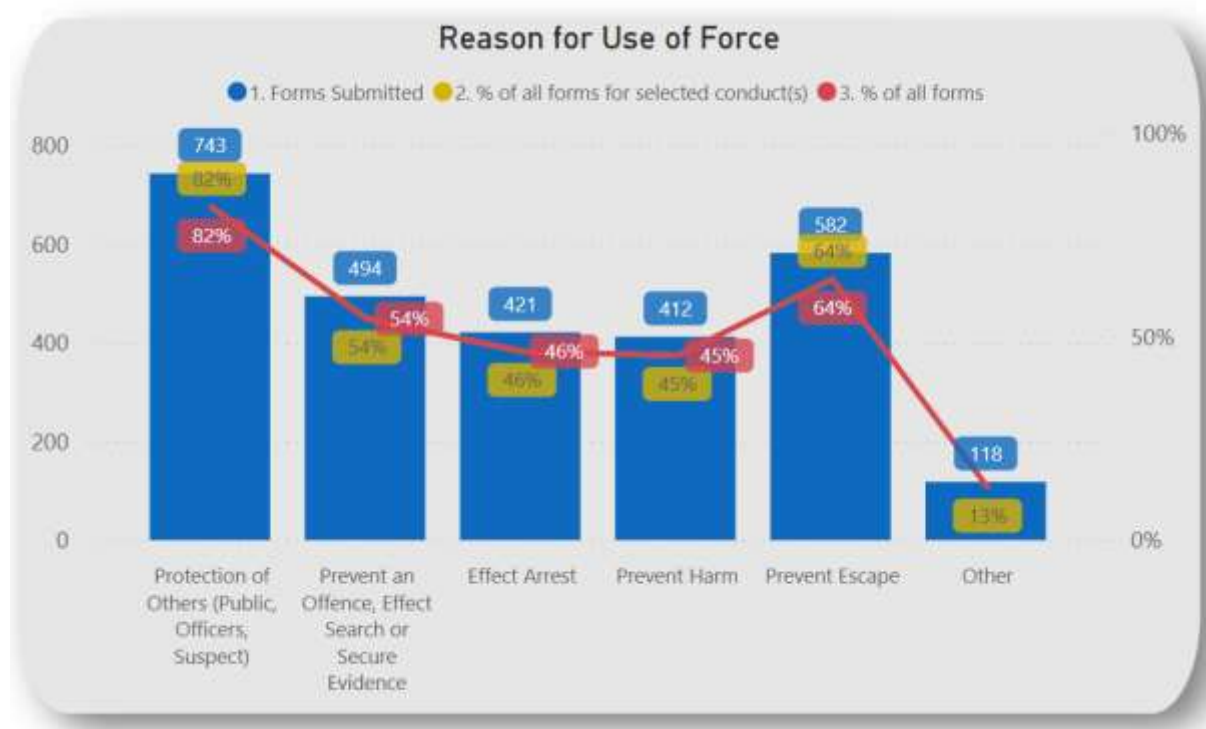
Impact Factors

Like location types, multiple impact factors can be recorded on each form – a subject could for example be under the influence of alcohol, of a large size/build and amongst a crowd of others. The most common impact factor for use of force this quarter was Drugs which was recorded on 36% of all forms, this has increased by 3 percentage points from last quarter.



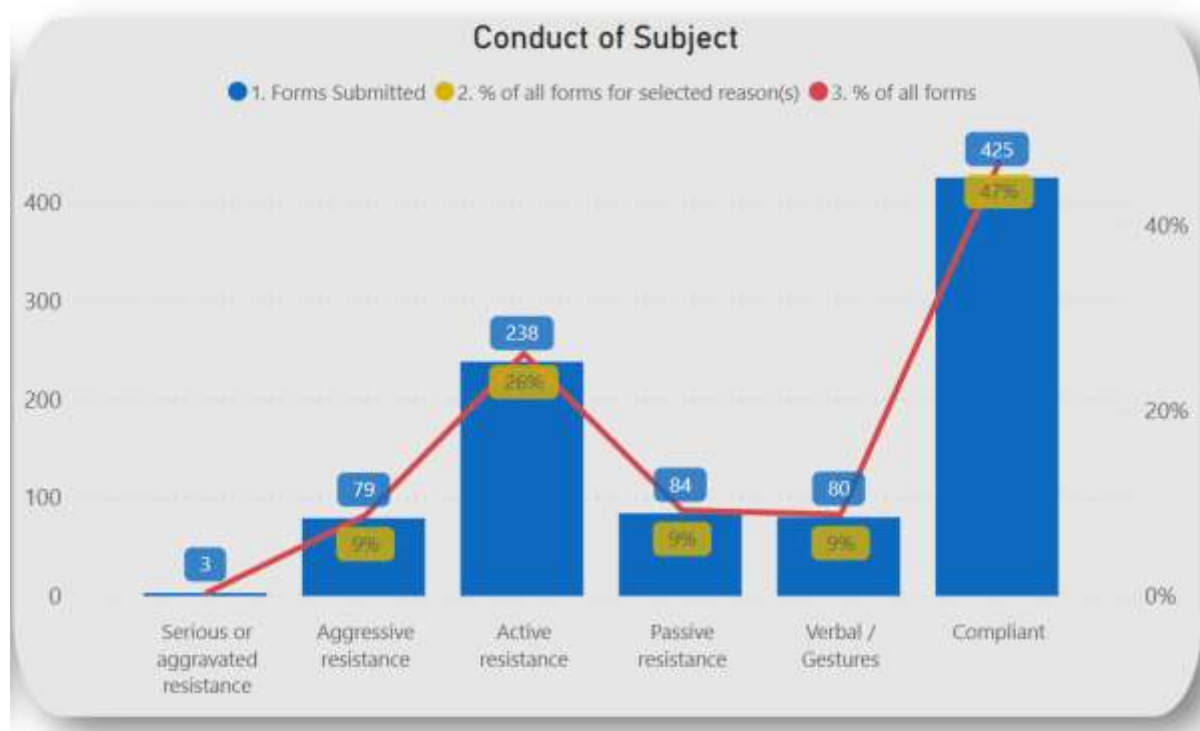
Reason for use of force

As with other factors there can be multiple reasons given for use of force so figures will not add up to 100%. The primary reason given for UoF is the protection of others, 82% of forms, this may be the public, other officers, or the subject themselves. This has remained consistent with previous quarters. All reasons remain broadly consistent in percentage terms with previous periods.



Conduct of subject

Subjects were mostly compliant with the use of force- levels of the various types of compliance remain like those reported in previous quarters.



Officer Details

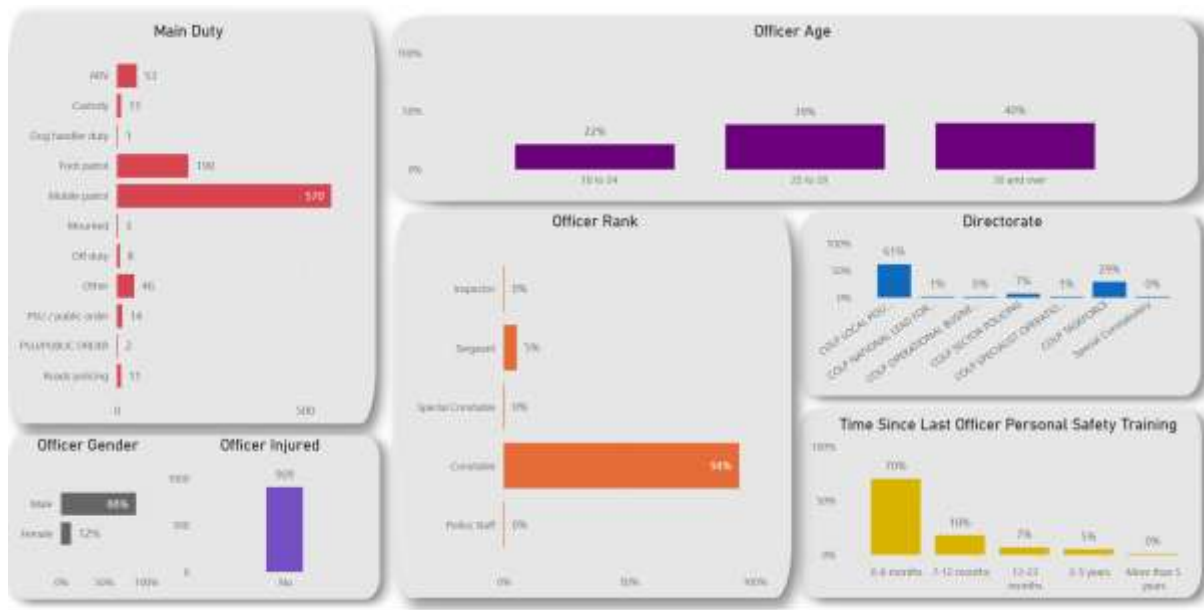
Directorate: Local policing represents 61% of all use of force, followed by Taskforce at 29%. (Taskforce is made up from Tactical firearms group, Support Group, Roads policing unit, dogs and mounted branch)

Rank: Constables (including PC, DC) account for 94% of use of force, Sergeants account for 5% and 1% of forms are submitted by inspector rank or higher.

Gender: Most officers using force are male (88%) compared to female (12%).

Age: Officers ages ranged from 18-60 years with the average age group being 30 or over

Training: Most officers carrying out use of force had received Personal Safety Training (PST) within the previous 6 months.



Disproportionality

Black disproportionality has remained the same at 2.26.

Asian disproportionality has seen a decrease from 0.91 to 0.51 giving an decrease of 43.95%.

Other disproportionality has also seen a decrease from 1.04 to 0.79 giving an increase of 24.03%

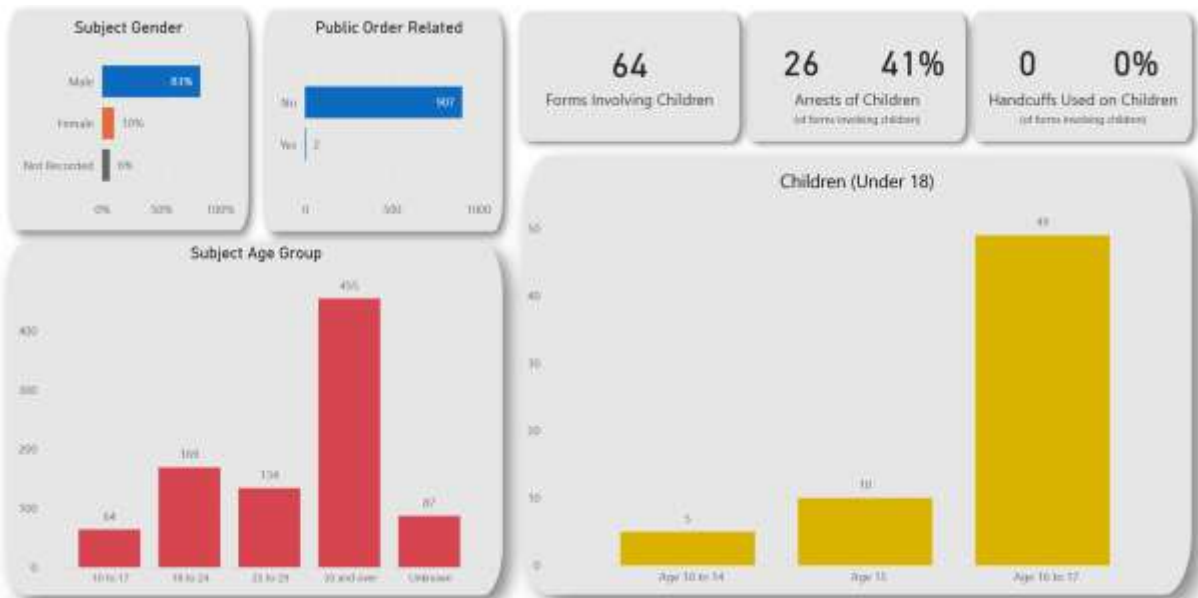


Demographics

The subjects gender has been recorded on 93% of forms. For the forms where gender has been recorded 83% are male and 10% are female.

There were 64 forms involving children (Under 18) of these 49 were aged 16 – 17, 10 were aged 15 and 5 were aged between 10 to 14.

2 forms were submitted for public order related where subject details were not known.



Outcomes

All tables are remaining consistent.

